

Google+

July-August 2012



# Techacker Magazine

by Anurag Bansal

ANURAG BANSAL



*Copyright: Techacker*  
*Twitter: @techacker*  
*Facebook: techacker*  
*Google+: Techacker*

Web: <http://www.techacker.com>



## Contents

---

40+ Apps to start the Android journey on a new phone .....	3
1. Social Networking Apps .....	3
2. Music Apps.....	3
3. Reader Apps.....	3
4. Cool Games .....	4
5. Productivity Apps.....	4
Microsoft releases official Skydrive app for Android .....	5
What is SkyDrive?.....	5
How to setup Simple, Convenient and Reliable Conference Calls for FREE – No strings attached? .....	6
How FREECONFERENCE works? .....	6
FreeConference Sync Features: .....	7
How to control your computer from anywhere using any smartphone?.....	7
Android overtakes Apple in Global Smartphone Market share.....	8
Slices for Twitter: A gorgeous and feature rich Twitter experience .....	9
Spotify Launches Pandora killer for Android – Free Mobile Radio for U.S. ....	10
How to simply track any package on Android.....	11
How does it work?.....	11
App Screenshots.....	11
Fix Redemption Helper Outlook Extension Error .....	12
How did I solve the problem? .....	12

## 40+ Apps to start the Android journey on a new phone

Did you just buy a new Android phone? Don't know where to start your Android journey. Or if you just want to get tips on cool apps to try on your phone, check out this list of 40+ apps available for FREE.

*Special Tip: If you were an iPhone owner earlier than you will find that most apps (if not all) you used on iPhone are available for Android too.*

Below is a list of 40+ Android apps that you should install right after buying any Android phone:

### 1. Social Networking Apps

When it comes to Social networking everyone has their favorites. But I am sure most people use Facebook, Twitter, LinkedIn and Google+. So start by installing these apps in Social networking category:

1. Facebook for Android ([Link to Google Play](#))
2. Twitter for Android ([Link to Google Play](#))
3. LinkedIn ([Link to Google Play](#))
4. Google+ ([Link to Google Play](#))



Some people like to use All-in-one kind of apps like Tweetdeck, Hootsuite and Seesmic etc. But I personally prefer the native apps.

### 2. Music Apps

Search in [Music category](#) in Android Market, you will find thousands of apps. But start with these high quality apps on your new device:

5. DoubleTwist (possibly with [Airsync](#)) ([Link to Google Play](#)) : DoubleTwist is a feature rich Music player for Android. DoubleTwist comes with a matching Desktop software that allows you to sync media with your computer like you used to do with iTunes. Also if you spend \$4.99 (which I think you should) for AirSync it adds features like wireless syncing with PC. Airsync also enable Airplay like feature on your Android phone and allows you to stream media to Xbox, PS3 and other DLNA enabled devices.
6. [Google Music](#) ([Link to Google Play](#)) : Google Music allows you to stream your music from anywhere. Google provides online space for over 20,000 songs. Upload your entire music library in the cloud and enjoy your own music anywhere and everywhere with your Android phone.
7. iHeartRadio ([Link to Google Play](#)) : This apps allows you to listen to local FM radio channels and you can also start listening for a particular artist.
8. Pandora ([Link to Google Play](#)) or [any of its alternatives](#).
9. Soundhound ([Link to Google Play](#)) : Never ever waste time to recognize random songs, find out the song information quickly with this app.

### 3. Reader Apps

No, I am not just talking about eReaders but also everything that lets you consume online content on your phone such as news, blogs, books & magazines etc.

10. [Feedly](#) ([Link to Google Play](#)) : A must have app for all RSS readers. Very beautiful interface, swipe left/right to read articles. Check it out, I am sure you will love it.
11. [Flipboard](#) ([Link to Google Play](#))



12. [News360 \(Link to Google Play\)](#) : The only single app you will ever install on your Android phone because it consolidate news from various channels so that you don't read any news twice.
13. Google Currents ([Link to Google Play](#))
14. [Amazon Kindle \(Link to Google Play\)](#)



You may also like to install any specific news channel you subscribe to such as The New York Times, CNN, Fox News and USA Today etc. They all seem to do deliver a consistent news experience.

## 4. Cool Games

Well, this is a very personal section to write about. It will be very biased to say what apps are good. So, install whatever games you like. But just to give you a quick start on games try:

15. Angry Birds ([Link to Google Play](#))
16. Need For Speed Shift ([Link to Google Play](#))
17. Zynga Poker ([Link to Google Play](#))
18. Temple Run ([Link to Google Play](#))



Also, your phone should have come with some pre-installed games.

## 5. Productivity Apps

19. [Any.Do \(Link to Google Play\)](#) : A task management app that syncs with Google Tasks in a really beautiful interface.
20. [Springpad \(Link to Google Play\)](#) : An evernote like note taking app only better and FREE.



21. [DGT GTD \(Link to Google Play\)](#) : A feature rich GTD to do app that syncs with Toodledo (covered in detail here). Even though at this time the app is in Alpha and Beta stage, but still it works flawlessly.
22. [Google Voice \(Link to Google Play\)](#)
23. [Text plus \(Link to Google Play\)](#) : Never pay for text messages again. Install this app and say bye-bye to your network SMS plan. This app uses your data plan to send messages. And no, the other party need not have the same app.
24. [Keyring \(Link to Google Play\)](#) and [7 other shopping related apps.](#)



25. [Mint](#) ([Link to Google Play](#)): Manage all your finances in this nifty little app on the go. Add

your cash transactions and let the app pull bank and credit card transaction to give you an overview of your finances.

This list just gives you a set of around 40+ most necessary apps to start Android journey – There are 400+ Million apps in Google Play. So keep exploring. However, let us know in comments which one you liked and use regularly.

## Microsoft releases official Skydrive app for Android

Skydrive from Microsoft offers a 7GB free online space to anyone with a Hotmail, Live or Outlook.com email address. If you have been a loyal Hotmail user, you might actually have 25GB free space in your account.

Whatever the amount of space you have in your account, you should be happy to know that Microsoft has just released an official Skydrive Android app.

### What is SkyDrive?



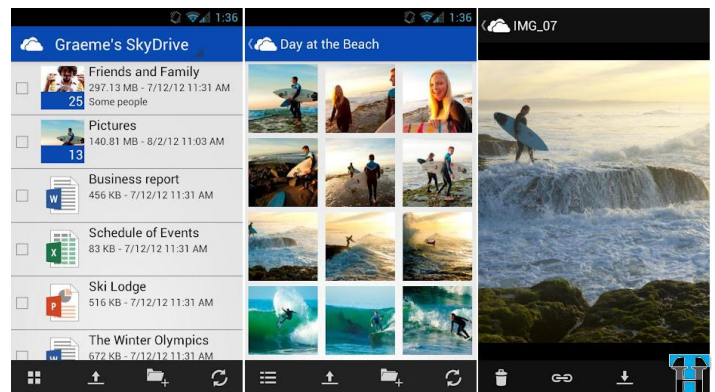
SkyDrive is the place to store your files so you can get access to them from almost any device. Skydrive now offers 7GB online space for FREE to anyone with a Hotmail, Live or Outlook.com email address.

With SkyDrive app for Android, you can now easily access and share files on the go. You can also upload photos or videos from your phone to

SkyDrive. The Android app boasts the following features:

- Access all of your SkyDrive content including files shared with you.
- View recently used documents.
- Choose multiple photos or videos to upload from your phone.
- Share your files and photos – send a link in email or in another app.
- Open your SkyDrive files in other Android apps.
- Manage your files – delete, or create new folders.

With this latest app from Microsoft, Skydrive gives a solid competition to Box, Dropbox and other similar services. Check it out and let us know your views about it.



## How to setup Simple, Convenient and Reliable Conference Calls for FREE – No strings attached?

Conference calls are very essential activities in any business. When more than two parties want to discuss on any topic, we need a conference call. This is one of the most important activity any size of business need on a daily basis.

**Question:** Should hosting conference calls be any hard then? ... Not at all.


Well, if it is a long process at your organization then you may want to look at the way you schedule conferences. Because it should not take more than few minutes to host a conference call.

[FreeConference.com](http://FreeConference.com) lets you host conference call with up to 150 participants for FREE. Yes, you read it right, for FREE.

Up to 150 participants can join the conference call which should accommodate almost any size of business. Personally I have never attended a call

with these many participants. Up to 10 people is what most regular conferences need.

Anyway, whatever your need is, you can check out [Freeconference.com](http://Freeconference.com) and create an account for yourself.



### How FREECONFERENCE works?

- Create an account by filling up a simple form to get started.
- As soon as your account is created, you are provided by a number and access code.
- This number and access code can be used to host an impromptu conference call whenever needed.
- Using the web interface, few extra details can be added and the meeting can be scheduled.
- By scheduling your meeting through web, the contact details can be added and the meeting invite is sent to all the participants. The invite has the call details, access code, time, subject and participants.
- **Pre-schedule conferences:** the participants are provided with a long-distance number with an access code to join the conference in their email invitation.
- **Random reservation less Conferences:** you will have to somehow provide your number and access code you got during registration to the participants. (That is only for impromptu meetings.)

## VII

- You may get 800 number for your conference and other premium features like desktop sharing and call recording by paying a small fees.

### FreeConference Sync Features:

FreeConference has developed following tools to make this service even more convenient:

- It works with Evernote to make it easy to remember your conference call discussions, before, during and after the call. [Learn more about this feature here.](#)
- Share with your friends and followers on Facebook and Twitter whenever you conduct a web-scheduled or reservation less conference.
- Automatically sync scheduled conference information to your Google Calendar.

- If you use Outlook, download the Outlook Add-in to easily schedule conference calls right from Outlook.
- Have a smartphone – Install [FreeConference smartphone apps](#) for iPhone, Android or Windows Phone 7 to start, schedule or join a conference with the apps. There are many other features these smartphone apps offer. (May be something I will highlight in a separate post.)

In my testing, I couldn't ask for more for FREE. None of my participants had any complaints as well. You may want to check out yourself and let us know in comments if you use any other service for this purpose and how much it cost you set up a conference call. I am planning to use it for all my conference needs.

## How to control your computer from anywhere using any smartphone?

With TeamViewer app for smartphones (iPhone, iPad, Android phone and tablets), you can remotely control your computer for free from anywhere, anytime!

With TeamViewer app installed on your computer and the smartphones, you can easily provide technical support to colleagues, friends and family members when they have computer problems.

You can also use this app to access your own home computer to edit documents or use any particular software while you are on the road. (You need to obviously password protect

it.)



Other Features of TeamViewer in general are as follows:

- TeamViewer works for Windows, Mac and Linux.
- Conveniently control remote computers using the multi-touch gestures: left click, right click, drag & drop, scroll wheel, zoom on your phone or tablet.
- Complete keyboard control including special keys such as Ctrl, Alt, Windows.



## VIII

- TeamViewer claims to meet highest level of security standards.
- Effortlessly access computers behind firewalls and proxy servers.
- Automatic quality adjustment.
- Remotely reboot the computer.
- Overview of friends and computers that are online – via the integrated computer list.
- Is available for iPhone, iPad, Android phone and tablets for FREE.



Download the app using the following links for your corresponding devices:

- [Android App](#)
- [iPhone App](#)
- [iPad App](#)
- Computer – [Windows](#), [Mac](#) and [Linux](#)

This app comes in very handy when you are in a meeting or something and realize that you forgot to bring an important file for the meeting. With TeamViewer you can either email it to you or access your home computer from anywhere as if you are virtually there near your computer. Though, you will have to have TeamViewer installed on your home computer too.

If you want to be able to wake up or reboot your home computer remotely, you should set it up with extra security.

Check it out, I am sure you are going to like it. Let me know how you plan on using it. Have you been in a situation that you wanted to access your home computer from outside? What did you do to get access at that time?

## Android overtakes Apple in Global Smartphone Market share

We all knew it was going to happen one day...and I guess, today is that day. Android Robot keeps taking big bites from Apple in the smartphone market share.

*According to the news article published on CNN Money, Google's Android surged to a whopping 68% share of the global smartphone market last quarter. That's four times more than the 17% market share held by Apple, according to a Wednesday report from research firm IDC.*



*As per the report 105 million Android phones were shipped in the second quarter – more than double the number shipped at the same time last year.*

## IX

*New phone models and highly competitive prices from various Android phone manufacturers like Samsung, HTC and Motorola etc. adds the required catalyst to Android ecosystem. Meanwhile, Android and Apple together didn't leave much room for competitors like RIM (Research in Motion) and Nokia including Microsoft's Windows Phone OS.*

Agreed that there are rumors that Apple iPhone 5 will be released sometime in September this year but overall there seems to be a lack of interest in buying iPhone devices among people. So many of my friends recently bought an Android phone as well. Some opinions I hear from people who own an iPhone now or used to own one are:


- iPhone is boring – nothing new.
- Screen size is too small.
- No major change in Apple iOS over the last so many years makes it look old.
- Android offers better options when selecting a new phone on contract for 2 years.

Well, only time can tell if Apple will be able to gain the market share back from Android or if there will be new entrants in this ecosystem to hinder Android's growth. But for now Android is here to stay while giving a solid competition to Apple.

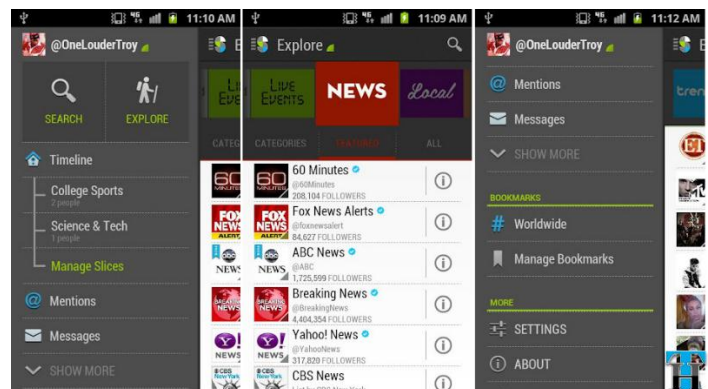
Remember you can always get the best information on Android apps and other related tips at Techacker. So stay tuned and follow us on Twitter, Facebook and Google+.

## Slices for Twitter: A gorgeous and feature rich Twitter experience

Slices for Twitter is a new Twitter app with a gorgeous design, tons of features, speed and responsiveness.



Slices lets you browse a Twitter directory by category, easily follow live events, slice your timeline into manageable streams, bookmark favorite accounts, and synchronize with a web experience (available soon).



In short, Slices is a completely new way to experience Twitter. Slices cleverly improves on Twitter frustrations. Some of them are mentioned below:

- Finding New People: Slice gives you the real Explore directory of all of Twitter. With 21 searchable categories, finding people and lists to follow is astonishingly easy and fun.

- **Live Events:** Only Slices has Live Event streams, finally making it easy to follow live events on Twitter. Each stream displays a feed of tweets from the “right” people.
- **Timeline Slicer:** Another exclusive feature, the Timeline Slicer helps you organize your timeline into “Slices”. These are mini-feeds that you define, so that you can read what you want, when you want it.
- **Bookmarks:** With Slice, you can bookmark favorite Twitter accounts or lists for easy access.
- **Mobile-to-Web:** Slices lives on your iPhone, Android phone AND the Slices.me

website. All your actions are automatically synchronized. No struggle to find where you left off, or notifications of messages/mentions that you have already seen.

- Ability to add unlimited # of Twitter accounts and post to Facebook etc.
- Hide unwanted tweets without un-following
- Smart Filters – Filter your timeline with one tap to show only tweets with photos or videos

For complete details, please go to <http://slices.me> and [watch this video](#) to learn more.

Slices app is available for **Android**, **iPhone** and soon it will be available online too at [slices.me](http://slices.me).

## Spotify Launches Pandora killer for Android – Free Mobile Radio for U.S.

Spotify just announced on its official blog that a newly-released update has finally brought Free radio feature to the Android app.

The streaming radio feature lets users create stations based on a selected song, artist or album. When users stumble upon a song they like for instance, they have the option of saving the track to a separate “Liked From Radio” playlist.

What’s more, users can create an unlimited number of stations, as well as give tracks the Pandora like thumbs up/down to influence future music choices.

And the fact that this Radio feature is available for free to all users on mobile makes it a Pandora killer.



Check it out and if you already have Spotify installed on your Android device then just update the app to get this feature. Enjoy all the goodness Spotify has to offer.

If you want some more Pandora alternatives,

check out this list of **10 Pandora alternatives**.  
(via [Techcrunch](#))

## How to simply track any package on Android

Parcels is a simple package tracking application, which lets you keep track of all your packages in one place on your Android device. With the integrated Google Maps slider you can easily find out where your packages are. With Parcels you can track any package on Android from almost any carrier.

Parcels support almost all major carriers including Amazon, Apple, DHL, FedEx, UPS and USPS. Complete list of supported services are mentioned in Google Play description.

### How does it work?

- Well, you just enter the tracking number manually or scan the bar code after installing the app on your android device. Parcels will start its magic and quickly find out where your package is.
- In the preferences you can activate background checking so that the app can update you about the latest status at regular intervals.
- Or you may check it manually by launching the app.
- As soon as the package is delivered, it stops tracking the package to conserve battery.

### App Screenshots



Check it out! During my use over the last couple of months I never faced any issue. However, give it a try to see if it works for you. It is FREE and is available through Google Play.

**Slice** is another similar app that fall in this category and does the same job a little differently. It [was reviewed here earlier](#). Slice actually adds some other cool features. Check it out too.

[Download Parcels from Google Play](#)

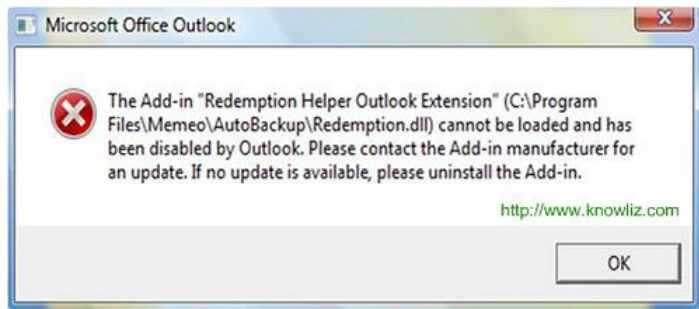


*Scan to Download*

## Fix Redemption Helper Outlook Extension Error

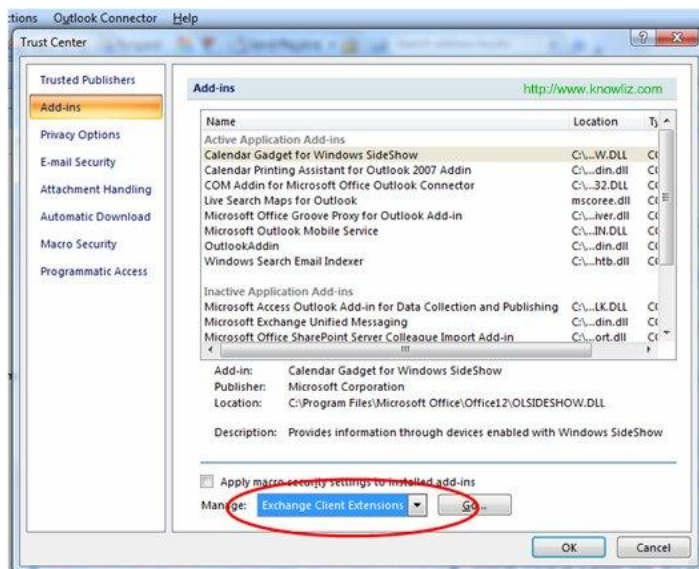
From sometime I was getting the following *Redemption Helper Outlook Extension error*. That was very annoying, whatever I do, it was coming back.

There is nothing to uninstall or anything like that. I searched for 3-4 days on the Internet but everywhere it explains the error but nowhere I could find the solution.



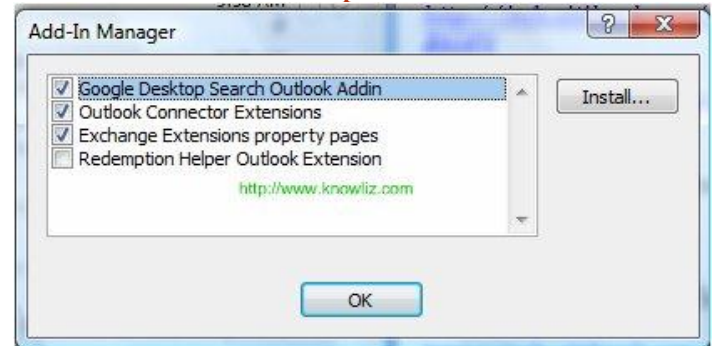
Finally today, I got the fix when I read error wordings and figured that it was something related to *Memeo AutoBackup*.

I searched for Memeo and on their forum this error was listed under '*Redemption.dll error*'. It was nothing.



Some add-on which might have expired was creating this problem.

### How did I solve the problem?



1. Open Outlook 2007.
2. Go to Tools ->Trust Center ->Add ins.
3. Select Manage -> Exchange Client Extensions, say Go.
4. It will open the Add-on Manager.
5. Deselect anything with Redemption.
6. Say OK.
7. Restart Outlook.
8. The annoying error is gone.

## *Thank you!*

*I hope you are liking monthly  
Techacker Magazine.  
Unfortunately, I couldn't release  
THM for the month of July  
because there was not enough  
content to put it in the magazine.  
Sorry about that.*

*Please share if you have any  
suggestions.*

*I invite you to share your opinion  
about improving the format,  
content and if you would like to  
feature something specific in this  
magazine.*

*Stay tuned for next month release  
and keep reading Techacker.*

*As you know, you can search and  
follow Techacker on Twitter,  
Facebook, Google+ and other social  
networks using the name  
"Techacker".*