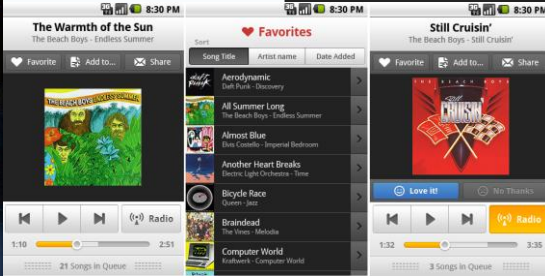





## Cover Stories

Featuring National Geographic, Daily Telegraph, The Next Web, Peter Sciretta and 4 others



# Techacker Magazine



Anurag Bansal

Techacker Magazine, known as THM, is provided FREE of cost to its subscribers. The magazine is released monthly and it features some of the best articles published on Techacker.com in an easy to read format. The magazine includes tips & tricks on Web product & services, Android App Reviews and other tech news and opinion.

MAY 12

©Techacker.com

<http://www.techacker.com>

Twitter: @techacker

Facebook: techacker



## Table of Contents

Flipboard for Android is here, sort of .....	3
20 Electronic gadgets you should reconsider before purchasing.....	3
<b>Should Buy these:</b> .....	4
<b>Forget these now:</b> .....	5
10 new Pandora alternatives for listening, sharing and organizing Music .....	6
How to Post by Email to your WordPress.org Blog?.....	9
Listen to latest Bollywood music using these 6 apps and services .....	11

## Flipboard for Android is here, sort of

**F**lipboard, yes the most popular reading app on Apple iPad and iPhone, is now available for Android too. However, it is not available in Google Play yet.

To get access to its official beta release, you can sign up [here](#) and download the .apk file from the email.

This is the app I have used for a while and I must say that I absolutely love it. Besides reading the usual news from various sources in a single place, you can actually link most of your social profiles like Facebook, Twitter, Google Reader, Flickr, 500px and Instagram etc.

Once they are linked, you can read all the updates in a single interface. No need to have separate apps. You can also tweet, retweet and share on Facebook from within the app. And if you are a user of Pocket or Readability apps, then you can add the article for reading later as well.

The idea of releasing a Beta app for Android is to offer the app to savvy Android users and get help polish up Flipboard. If you are not up for beta app, then please wait for the official Google Play release.

Once again if you want to try the flipboard app yourself, then sign up at Flipboard and you will receive an email from the Flipboard team with a

direct link to the APK. You can [download and sideload it yourself here](#) too.

Let me know if you tried Flipboard, how did you like it? What app did you use before for this kind of thing? I will love to hear from you.



## 20 Electronic gadgets you should reconsider before purchasing

**E**lectronic toys are something that you can never say you have the latest. As soon as you buy one, something better, faster and cheaper becomes available the next day. Being a gadget lover myself, I always have the urge to get the newest toy in the market and how hard it is to control that.

Technology is progressing so fast these days that the gadgets we bought a couple of years back are mostly piece of junk. Don't you think?

That's why I created a list of 20 items (broadly speaking) that you should reconsider before making a decision to buy. I have skipped all the

small items like Photo Frames, Software, Games etc. and I am not suggesting any specific brands. Whatever best deals you get and whichever manufacturer you like, buy those items.



Having said that, check out the list of 20 gadgets/electronics that you should reconsider before buying anytime soon:

## Should Buy these:

1. **Android Tablet or iPad:** You won't believe how tablets are slowly replacing laptops. Laptop prices are dropping drastically. Android based tablets range from \$200-600 in general. So keep an eye on it. (Make sure to grab one with Android 4.0 Ice cream Sandwich on it.) If you are an Apple fan, then you would need \$499 for an iPad
2. **Smartphone:** That's a no brainer. Everyone should have one smartphone on their wish list. For Apple fans there is not going to be any deal, but if you have Android phone on your list, then there is a wide variety to choose from. Check out the recent devices like **HTC One X**, **One S** and **Samsung Galaxy S2 Skyrocket** etc. Keep an eye on Amazon, Wal-Mart and RadioShack, they seem to have best deals on phones most of the times.
3. **Google TV/Boxee/Roku or Apple TV:** Box TV's are the newest trend these days. You can browse on your TV from your couch. See if you can grab Logitech Revue (List Price \$99), **Boxee TV** (List Price \$149) or **Roku TV** (Starts at \$99) sets. But if you have iPhone and iPad
4. **Desktop Computer:** Though some may differ on the usefulness of Desktop computers now a day. But I think there is always a reason to have at least one Desktop Computer in the house. If you have one, then cross it off the list, and if you don't, then put it on your wish list.
5. **LED, LCD or 3D HDTV:** Whatever size TV can fit in your room without putting a hole in your pocket, makes up to anyone's wish list. You can probably get most of the value of Item 3 above if you get a TV with apps on it – like LG, Vizio and Samsung. Netflix, Pandora and other apps are available on TV itself, so you don't need anything else for these basic needs. Try to get a LED TV instead of LCD.
6. **Sony PlayStation 3 (PS3) or Microsoft Xbox:** Even if you don't have kids in your house, you may want to put either a
7. **Digital SLR Camera:** Even if you are not a professional photographer. You still need to get one Digital SLR camera. The photos captured with these cameras are really high quality. You can also record hi-def videos with these SLR cameras. Look for a deal on these cameras..good ones so far I have found are at Costco.
8. **Home Theater System:** If you really want to feel like theater while watching movies and playing games, you need to have a Home Theater System. Pioneer, Bose, Onkyo and Yamaha are all known



PS3 Bundle or an Xbox with Kinect on your wish list. Really high-definition graphics games, Netflix, Pandora and other cool things you can do with these.



brands for making reliable good quality Home Theater system. Get one in your budget because they can range anywhere from \$200 to whatever your budget allows.

My advice to you would be to stay away from those 'Home Theater Systems in a Box'. They are just DVD players with 5 speakers and will not give you the real Home Theater experience you want.



- 9. Projector:** If you have an entertainment center in your basement, then a projector will complement the set-up. Full wall display along with Home theater system makes a perfect Home Entertainment money can set up in your basement. Make sure to get one that support HDMI. Don't go for a very costly one either. Replacing bulb in these costly ones cost you a fortune. So spend wisely.
- 10. Bluetooth Car Speaker System:** Spend some money for your safety while driving. Get a Bluetooth Car phone adapter so that when you want to talk while driving, you don't get your eyes off the road. Most of the new cars now come pre-equipped with this technology, so check your car manual and see if there is one in yours too.
- 11. All-in-one Printer/ Scanner/ Fax/ Copier:** Generally I wouldn't suggest you to buy a printer. But we still need to print something once in a while. So look for deals on All-in-one Printers. It is also a good idea to spend some extra money to get a laser printer instead of inkjet printers. Initial cost of Laser printers is a little high but Inkjet printers don't last very long. In the cost of replacement cartridges you can probably buy a new printer.

## Forget these now:

- 1. DVD Players/Portable DVD Player:** Not sure with all the above devices if there is still a need to have a DVD player. I don't have a DVD player, because my PS3 (or XBox) replaces the need to have a standalone DVD player. I would not put a DVD player on my wish list for the same reason, no matter how cheap, with/without Blu-ray. Regarding Portable DVD player, if you already got a tablet or a smartphone, do your kids still need a portable player? Ask yourself.
- 2. Laptop:** Like I said earlier, the future of Laptops is not very bright. After getting a tablet and a Desktop computer, I don't think I need to spend money on a laptop. One other reason I prefer to have a desktop+tablet combination is because Desktops can be configured/upgraded easily after couple of years use. Whereas laptops just become so obsolete after 2 years that it is probably better to buy a new one in the same price range. I prefer to have a Dual Monitor Desktop setup for my hardcore work and tablet for all other mobile work. (Shown below)
- 3. Point and Shoot Camera:** One advantage of owning a smartphone is that you no longer need to worry about Point and shoot cameras. Almost all smartphone now a day comes with at least 5MP to 8MP hi-def camera capable of recording up to 1080p videos as well. Why should I carry another piece in my pocket and spend money on it?
- 4. Camcorder:** Same logic as camera.
- 5. Digital Clock/Photo Frames:** I never understood the usefulness of these items. So unless, they are coming as a package with something else, they are not on my list. Tablet on my desk works as a photo frame and my Atrix on a media dock works as a digital clock. Other than that, I don't see a need to have them.
- 6. mp3 Player/iPod Touch:** In general you don't need one if you have a smartphone. But you may still want to buy one if you have teenager kids in your house. Consider Apple iPod Touch, if you have to.

7. **PSP/Nintendo:** Same thing applies to this item too. If you are getting a really good deal, then go for it. Else ditch these items for now. Kids are also migrating to Tablets and Smartphone.
8. **GPS Navigator:** Standalone navigation systems (GPS) are history now. Unless you are a really old school types or don't have an Android phone, there is no need to have a GPS unit these days. *"Advantage of Android phone is that you get FREE GPS with it."*
9. **Blank Media (CD/DVD, USB drives, External HDD etc.):** There is always a

need for blank media. So keep an eye on the deals for these, specially External HDD deals. You can definitely ditch USB Pen drives, because Dropbox, Google Drive, Skydrive and other online services have just quietly replaced them.

Essentially if you noticed carefully, the entire FORGET THEM NOW list is based on the fact that you own a Smartphone and/or a tablet.

What else do you have on your shopping list? Let me know in comments what else is on your wish list.

## 10 new Pandora alternatives for listening, sharing and organizing Music

There is no lack of avenues to [find and listen to latest music for FREE](#). Many big names are in the field of making music available to you and many more must be coming down the line as I am writing and you are reading this.

Well, that's a good thing for two reasons -

1. Competition is always good for users because it brings the cost down.
2. If you are not completely satisfied with one service you can easily switch to a better service you like and meets your need.

That's the main reason for today's article to make you aware of some **new avenues** I recently stumbled upon. Some of these sites are aggregators and some of them offer a full range of function starting from discovering, listening and sharing music to you own library organization. Let's check them out:

1. **Spotify:** Spotify is your new music collection. Your library with millions of tracks. Spotify comes as a versatile service available for your PC, Mac, home audio system and mobile phone. Wherever you go, your music follows you.

The service does cost you \$4.99 minimum for web only features and \$9.99 if you want to use all the features including mobile streaming.



2. **Google Music:** Google Music also provides features like iTunes and Amazon mp3 stores. You can upload all your music (up to ~10,000 songs) to Google servers and listen to them anywhere you want for Free. You need download the Music Manager after signing in from your Gmail account.



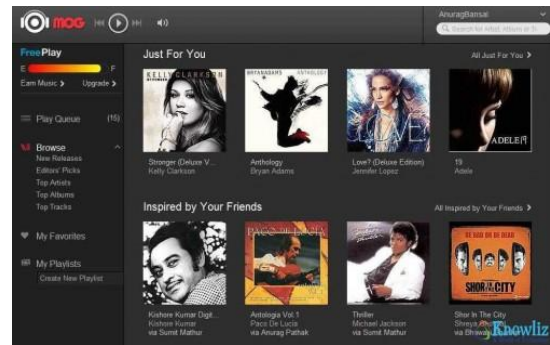
3. **Sony Music Unlimited:** With Sony Music unlimited you get access to over 10 Million songs available globally. The music can be played back on PS3, Android phone and Tablets, Bravia TV and PCs. You can start with a FREE trial for 30 days but a subscription of either \$3.99 or \$9.99 per month is required to continue using the service.



4. **Rdio:** Rdio lets you listen to millions of songs ad-free wherever you are – on the web and on your phone, even offline. Follow your friends and other people with great taste in music, and find new music to listen to.



Make your own playlists, and collaborate with friends on theirs. Search and find any song, album or artist and listen immediately. To continuously use the service you need a subscription of \$4.99 or \$9.99 based on your preference.



5. **MOG:** MOG is another source of music where you get access to over 11 Million songs. Listen to your music in the browser or download app to use it on your mobile. Start with a FREE trial for unspecified duration; earn more free songs by sharing with your friends or checking out MOG. You need a subscription to use it on your mobile.
6. **Gaana.com:** Gaana is a music portal for mostly Bollywood and Indian music. Check out [this previous article](#) for complete details.



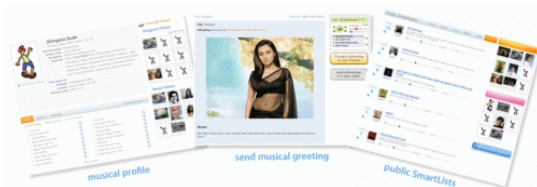
7. **exfm:** Exfm is a social music discovery platform that turns the entire web into your personal music library. As you browse the web, exfm gathers every MP3 file you come across, building a music library for you. Exfm makes it incredibly simple to share your favorite music with all your friends. It is really fun to use exfm.



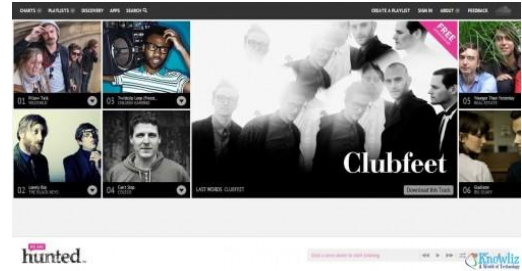


The ex.fm site has tons of great music including a Tastemaker's section which features a curated pool of music from the web's top bloggers. The Explore and Trending sections house the pulse of what's happening across exfm. Linking Facebook, Twitter, Tumblr, and Last.fm lets you see and hear what your friends are listening to and share and scrobble your own tracks.

8. **Dhingana:** Legally listen to 200,000+ songs from 40+ Indian genres like Hindi, Marathi, Tamil, Gujarati, Bengali, Punjabi, Ghazals and many more. Dhingana lets you discover music with your friends in a unique social way. You can listen to playlists created by others, search for your favorite music – songs, albums and playlists – ALL for FREE. Start by installing the Chrome app or free Android app.



9. **We are Hunted:** If you are a fan of random music and new artists, then We Are Hunted is the service you want to go. **We are hunted** listens to what people are saying about artists and their music on blogs, social media, message boards and P2P networks to chart the top 99 songs online now.



Looking at music this way, they detect sentiment, expression and advocacy to better understand what people like and dislike at any given moment. You can actually create playlists as well and share them with your friends on Facebook and Twitter.

10. **Grooveshark:** No Music list is complete without the mention of Grooveshark. Check out my [previous article](#) for complete details about Grooveshark. As a reminder because of some issues, Grooveshark is not available directly from Google Play, but you can download it directly from the site and install. Grooveshark is the world's largest international community of music lovers. Over 30 million people use Grooveshark to listen to their favorite music, discover new bands, and share across social networks.



Check out these sites, services, browser extension and app for all your music needs. Let me know in comments which one you use the most and why it is your favorite. What other things you look for in music services for your needs.

# How to Post by Email to your WordPress.org Blog?

Good news! There is an easy way to post by email to your self-hosted WordPress blog.

1. Do you have a self-hosted WordPress blog?
2. Would you want to post to your blog by just sending an email?

As a self-hosted WordPress blog owner, I can understand the pain of not being able to update my blog using an email. Newer platforms like Tumblr and Posterous provide this facility already to their users.

I miss the ability to just send an email with whatever inside (Photos, videos, Youtube/vimeo links etc.) and the blogging platform (WordPress) knows what to do with that – just like Tumblr does.

On my other blog – Guturgu, which is on Tumblr platform, I just send an email (to a pre-specified email id) most of the time to post the latest update. When I send text, photo, photosets, links, quotes, Youtube Video links and conversation, Tumblr knows that I want it get posted as a Text, Photo, Gallery, Link, Quote, Video or simply a conversation post respectively.

However, it is not an easy process to setup in WordPress even with plug-ins like Postie and some other workarounds. But fear not, [through a guest post on ProBlogger](#), I have provided all the information you need to make it relatively easy to post by email without even using a plug-in.

Below is the extract from ProBlogger post (Only for Magazine readers)

Owners of WordPress.org blogs don't get the flexibility to post by email through a WordPress service. It's very surprising to see that such a popular platform doesn't offer a native way of creating blog post by sending an email—especially since WordPress.com owners can update *their* blogs using native WordPress functionality.

If you have a blog on Tumblr or Posterous (which was recently acquired by Twitter), you know how convenient it is to update your blog using email. It naturally increases the frequency with which you update your blog.

Today I'm going to introduce you to an easy way to post by email to your WordPress.org blog using a service I am a big fan of—ifttt.

ifttt stands for If This, Then That. This service, which was introduced recently on ProBlogger, makes it really easy to do many online tasks, some of which are mentioned below.

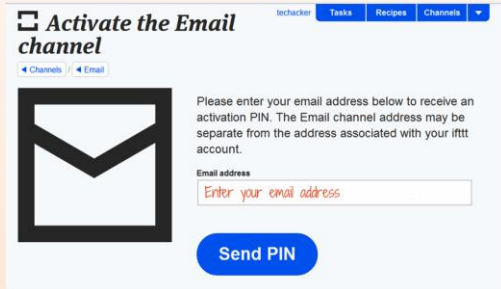
How to post by email to a WordPress.org blog:

- Create an ifttt account if you don't already have one. Activate and authorize the WordPress.org blog you want to post by email to.

To do this, click on WordPress logo under Channels on ifttt. Then add the appropriate details to authorize your WordPress blog to use with ifttt. Once activated, you will see a similar screen to the one shown below.



- Activate the email channel connection to the email account from which you'd like to send posts. All you need is to click on Email icon and enter your email address. ifttt will immediately send a PIN to this email address. Copy that PIN from the email into the box on ifttt. Once your account's confirmed, you'll have successfully activated the email channel.



- Use this recipe to create a task. While creating the task, you can edit the details shown in the screenshot below to suit your needs.
- Once the task is activated, all you have to do is send an email from the email account you confirmed in Step 3 to trigger@ifttt.com with the specified # tag in the subject line.

In ifttt terms, that tag says, "if email is received from the account specified earlier, then post it to the WordPress blog set up earlier."

ifttt will create a post on your WordPress.org blog, using the email details as follows:

- The subject of the email becomes the title of the blog post.

- The body of the email becomes the content of the blog post.
- Tags for the post are specified in the recipe. You can change these in the task details on ifttt.
- Categories for the post are also specified by you in the ifttt recipe.



There are many other recipes I use to update my WordPress.org blog, including:

1. Post photos simultaneously on Instagram and a WordPress blog.
2. Cross-post from a Tumblr blog to WordPress blog.

I have been able to successfully post many updates to my blog using this process. It's easy, painless and quick. All it takes to update your blog is an email!

Stop postponing that great blog post idea just because you didn't have the right tools at the time. Now, there's no need to install any plugins—just use email.

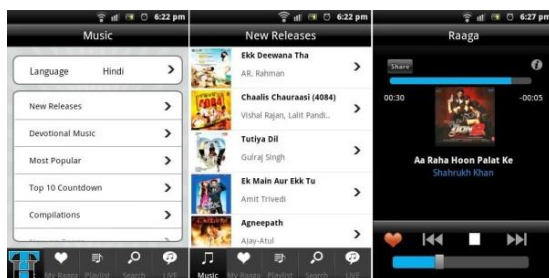
# Listen to latest Bollywood music using these 6 apps and services

Remember when I told you about [Gaana.com](http://Gaana.com) which you can use from any browser to listen to all kinds of Hindi, English, Tamil and other music. Though the response I get from some of you is that the site is not so touch friendly on tablet and smartphones.

Also as soon as you close the browser, the music stops. Which is why a dedicated app is required.

Unfortunately, Gaana.com relies solely on HTML5 and not sure if they have any plans for a dedicated smart phone app yet. Here are some decent Android apps you can use to overcome these shortcomings.

1. **Raaga:** ([Google Play Link](#)) Raaga is my first choice from Bollywood music point of view. Raaga gives you full access to Indian music in over 18 languages including Bollywood, Tamil, Telugu, Bengali, Bhangra and many more. You can share your playlists with millions of music fans around the world. Or access loads of music from thousands of Public Playlists. Raaga also has a great collection of devotional content. Besides [Android](#) and iPhone apps, listen to Raaga at [raaga.com](http://raaga.com) online. Check it out:



*(Note: You will have to create an account to listen to songs.)*

2. **Dhingana:** ([Google Play Link](#)) Dhingana is another very popular site you can listen to the latest Bollywood music. It is FREE and you can listen to unlimited

songs. Besides Hindi, other languages like Marathi, Tamil, Telugu, Malayalam, Sanskrit, Punjabi, Bhojpuri etc are also available. Similar to Raaga, listen to playlists created by you, your friends or anyone from the [Dhingana.com](http://Dhingana.com) community.



Dhingana android app supports incoming phone calls. Play music on your phone & share your musical tastes with your Facebook friends. Check out Dhingana with [Android app](#), [iPhone app](#) or online at [Dhingana.com](http://Dhingana.com).

3. **Saavn:** ([Google Play Link](#)) Listen to Bollywood and Indian music, free – anywhere, anytime with Saavn. I have heard good things from some of my friends about Saavn. So check it out and let me know how you find it.

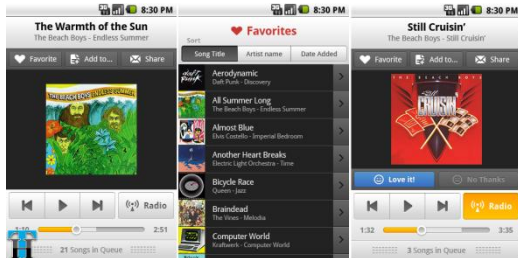


4. **Grooveshark:** Though Grooveshark is not officially available from Google Play. You can still install it by [downloading the APK file from the site](#). (You will have to enable installation of “Applications from Unknown sources” in your phone setting). After installing the app you can browse the large library of Hindi songs. Or you can upload your own songs to the



service and use it to listen to those while on the go.

*(Note: You will need a monthly subscription of \$9 per month to use this feature on your mobile.)*



5. **Tune-in Radio:** ([Google Play Link](#)) Tune-in radio is essentially a Radio app which you can use to listen to Indian Radio channels available online. Though it still fulfils the need. Once you find the right channels with great quality content, just add it as a favorite and when you feel like tune-in to it.



Obviously that would lack the control you may want, but, didn't I say, it is a radio.

You can browse and listen to radio — live, local and global. Music, sports, news or current events, Tune-in offers over 50,000 stations and 1.2 million on-demand programs for you to choose from. Check it out:

6. **Pandora:** ([Google Play Link](#)) Pandora is not one of my favorites when it comes to Bollywood music because I end up listening to the same songs over and over. Somehow I feel Pandora lacks the Indian music collection. And then, you don't get to listen to the latest albums anyway.



Generally, the experience varies from device to device. Also, most of us don't like to create an account for every service we use. So check these apps out and see which one you like. For quickly listening to music (radio type), tune-in radio and Pandora seems to be good choices. But if you want some control on what you listen to, other apps indeed have really good collection.

*Thank you!*

*I hope you like  
Techacker Magazine.  
Please share if you have  
any suggestions to  
improve the format,  
content and would like  
to see any specific type  
of content in this  
magazine that I can  
include in next month  
release.*

*Stay tuned for next  
month release and keep  
reading Techacker.*